

# IPS – Industrial Profile Systems

**INDUSTRIAL START-UP APPLICATIONS**



## T-slot Aluminum Framing

ENGINEERING YOUR SUCCESS.

**HYDRA-TECH, INC. HAS UNIQUE ABILITIES THAT CAN ASSIST IN STARTING UP EQUIPMENT THAT HAS BEEN SHUT DOWN FOR A PERIOD OF TIME. WHEN IDLED EQUIPMENT IS INITIALLY STARTED UP, THERE CAN BE ISSUES REQUIRING MECHANICAL, PNEUMATIC, HYDRAULIC, ELECTRIC AND CONTROLS ATTENTION. HYDRA-TECH, INC. HAS EXPERTISE IN ALL THESE DISCIPLINES.**

**IN ADDITION TO THE START UP ASSISTANCE, THE NEW WORKING CONDITIONS BROUGHT ON WITH THE COVID 19 PANDEMIC MAY REQUIRE MODIFICATIONS IN THE WORKSPACE. HYDRA-TECH, INC. HAS VAST EXPERIENCE IN DESIGNING AND PROVIDING COMPLETE SOLUTIONS TO MEET THESE NEW NEEDS AS SHOWN IN THIS PRESENTATION.**

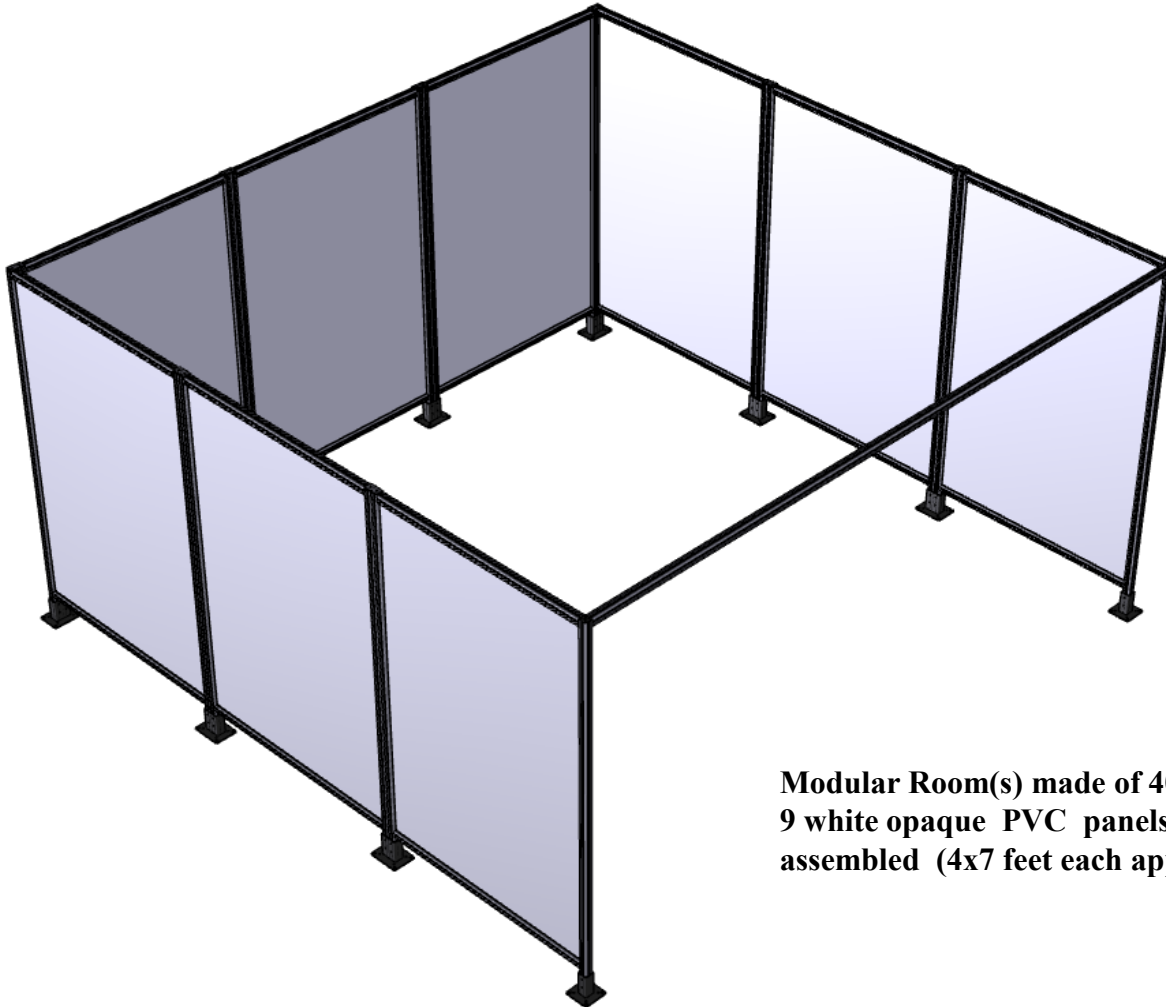
# Workspace/Aisle Guard Protector

## Workspace/Aisle Guard Protector

Constructed from light but strong aluminum extruded material, this partition features a lightweight profile and a polycarbonate panel to protect neighboring workspaces. It is equipped with adjustable leveling feet for stability or if you prefer, it can be fitted with casters for ease of portability. The durable polycarbonate panels are easily spray-cleaned, offering a quick sanitized, comfortable environment for you employees and staff.

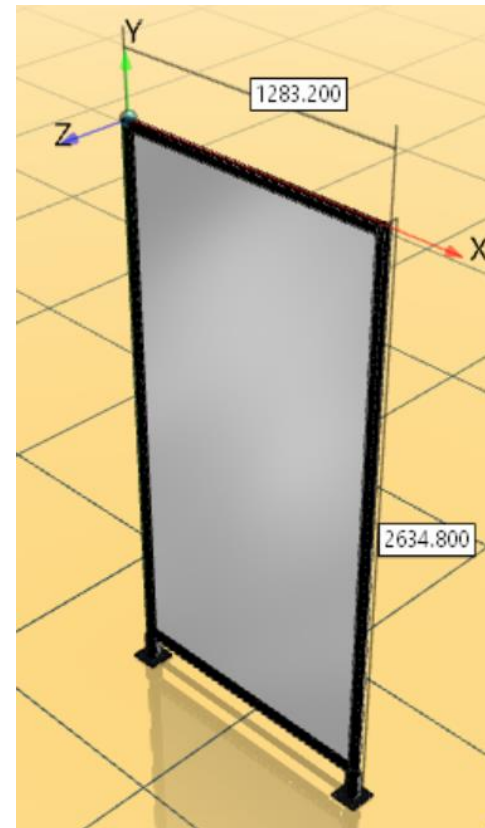
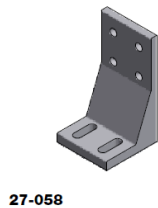
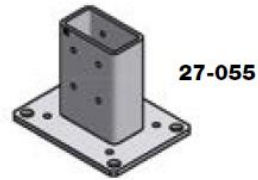



# Modular Room 12 x 12 (Approximately)



**Modular Room(s) made of 40x40 light profile and 9 white opaque PVC panels that are pre-assembled (4x7 feet each approx.)**

# Panel Options

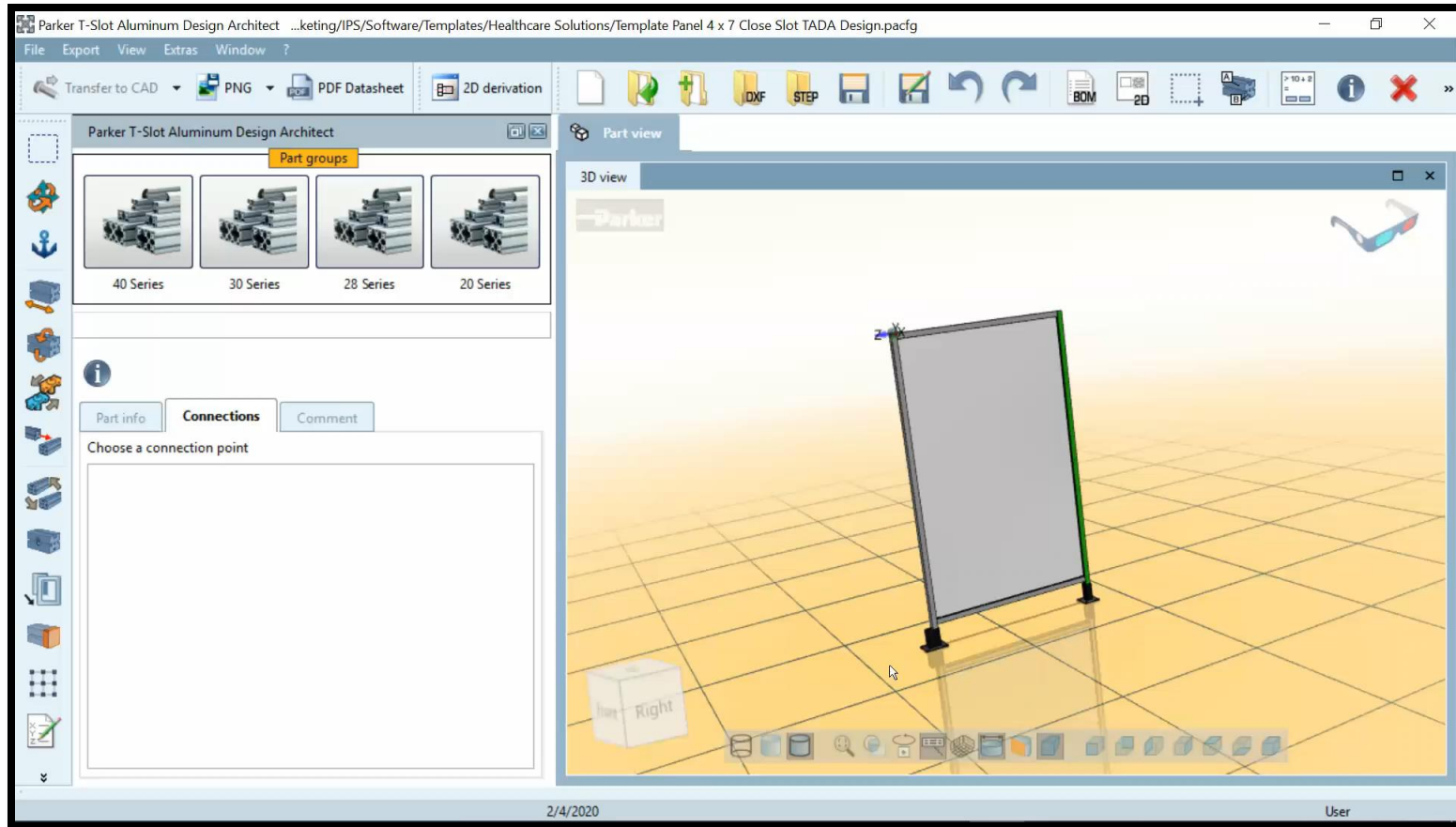


**Panel # 1 dimensions are 4.2 x 7 feet  
Mounting options can be Flange Feet or  
Floor Mounting Bracket.**

**Panel # 2 dimensions are 4.2 x 8.6 feet  
Mounting options are the same as panel # 1**

**NOTE: Panel # 2 is approximately 11.5% more expensive for the end user  
but DC do not have short-ends**

# Panel Installation



# Workspace Stands with Locking Casters

